

Pheasey Park Farm Performance Data 2022-23

Key Stage 2

Progress in reading, writing and maths

Reading

Number of pupils = 87

Pupils with adjusted scores = 1

Average -1.35

Confidence interval
-2.7 to 0.0

Writing

Number of pupils = 87

Pupils with adjusted scores = 0

Average 0.22

Confidence interval
-1.0 to 1.5

Maths

Number of pupils = 87

Pupils with adjusted scores = 0

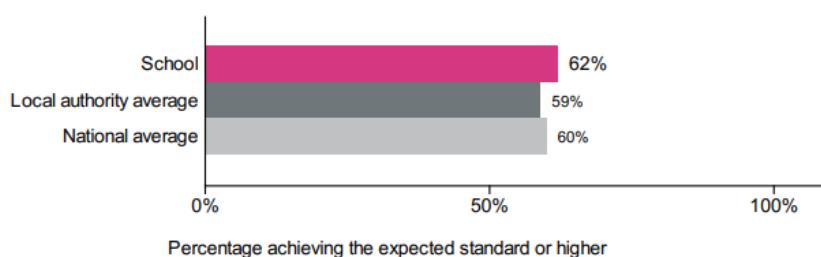
Average -0.52

Confidence interval
-1.8 to 0.7

Reading, writing and maths combined


Percentage of pupils achieving the expected standard or higher

Number of pupils = 90



Percentage of pupils achieving the higher standard

Number of pupils = 90



	Progress (NA)	PPF Expected Standard	National Average Expected Standard	PPF Greater depth Standard	National Average Greater Depth Standard	Average Scaled Score (NA)
Reading	-1.35 (0.04)	67%	73%	22%	29%	104 (105.1)
Writing	0.22 (0.04)	79%	71%	10%	10%	
Maths	-0.52 (0.04)	79%	73%	18%	24%	103.8 (104.2)
Grammar, spelling and punctuation		73%	72%	24%	30%	104.2 (104.9)
Science		86%	80%			

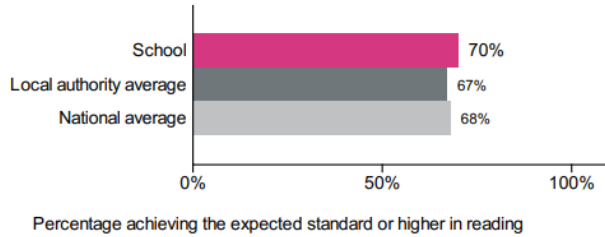
Pheasey Park Farm Performance Data 2022-23

Key Stage 1

This is provisional data for 2022/23.

Percentage achieving the expected standard or higher in reading

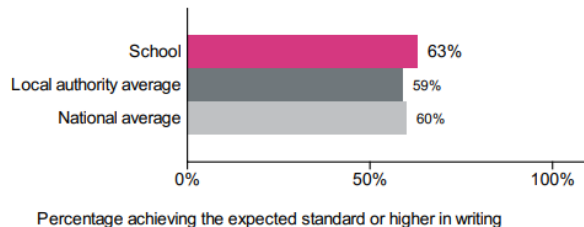
Number of pupils = 84



Percentage achieving the expected standard or higher in reading

Percentage achieving the expected standard or higher in writing

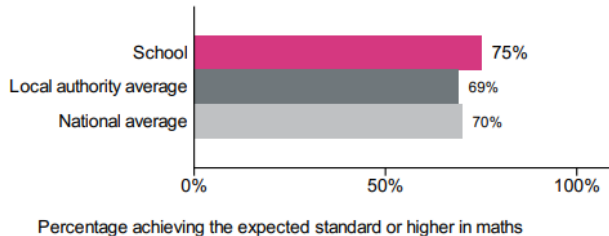
Number of pupils = 84



Percentage achieving the expected standard or higher in writing

Percentage achieving the expected standard or higher in maths

Number of pupils = 84



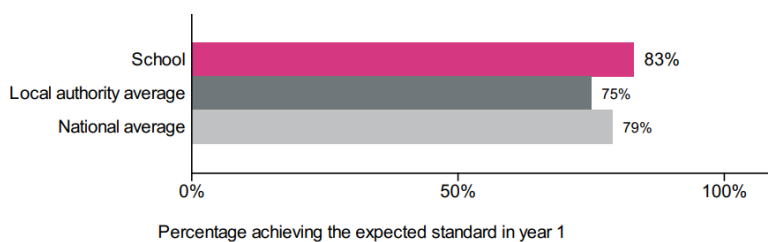
Percentage achieving the expected standard or higher in maths

Year 1 Phonics

This is provisional data for 2022/23.

Percentage achieving the expected standard in phonics

Number of pupils = 80



Percentage achieving the expected standard in year 1